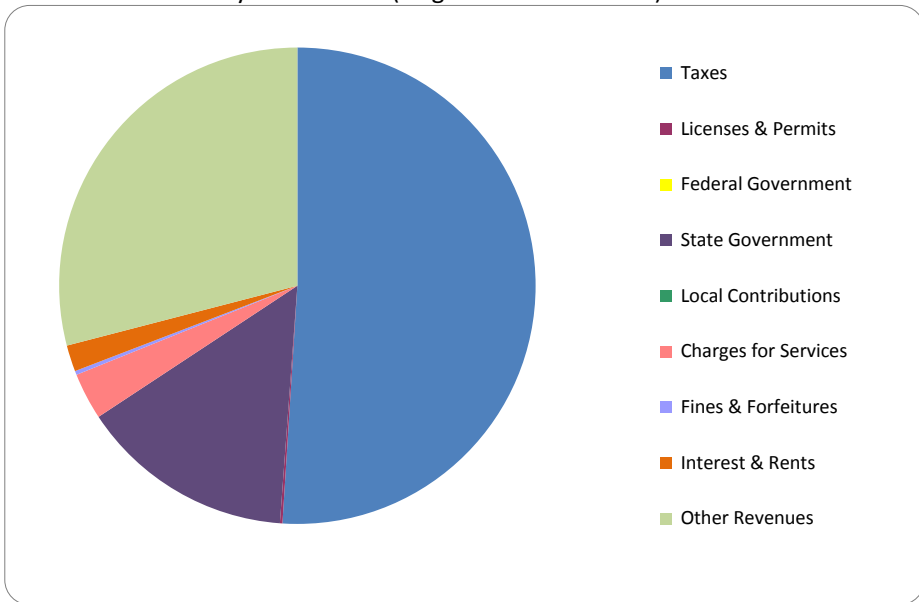


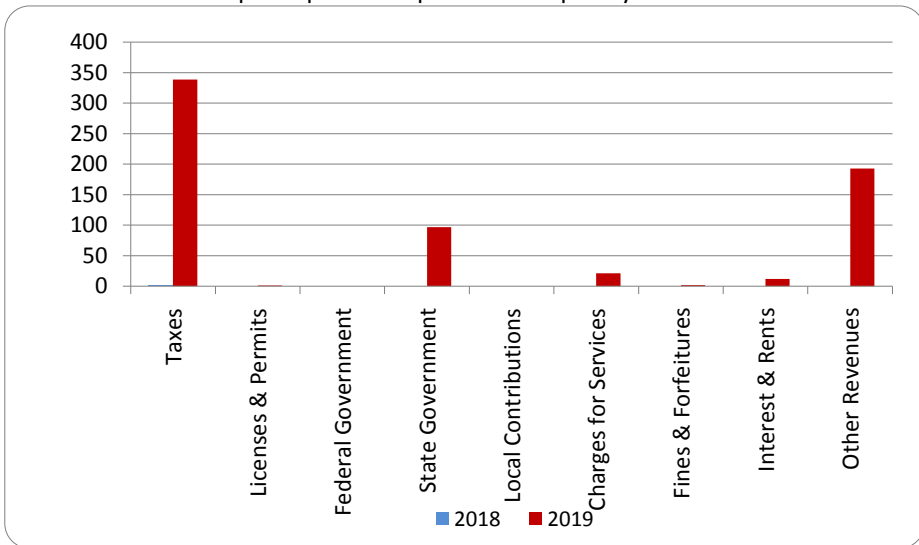
1. Where our money comes from (all governmental funds)



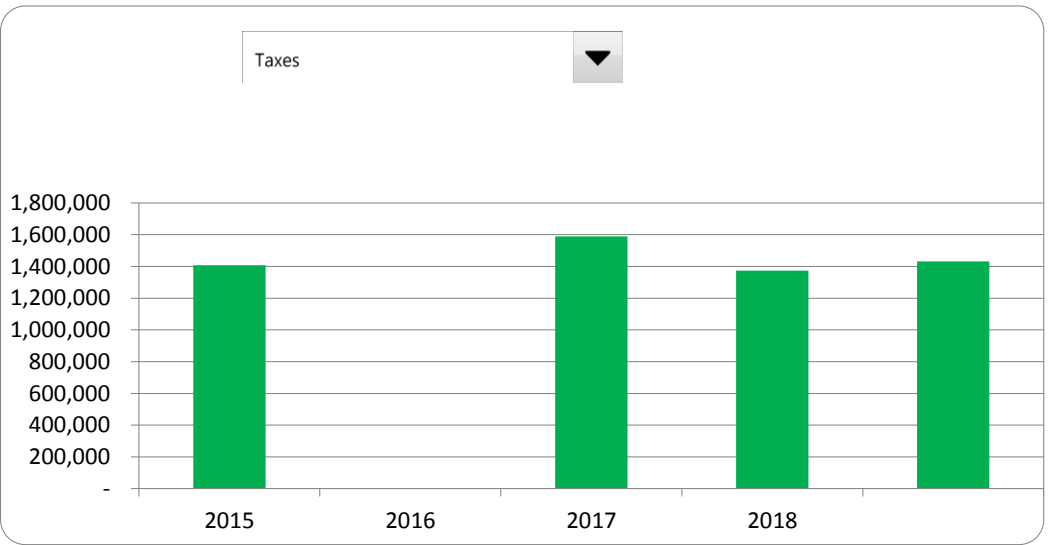
2. Compared to the prior year

	<u>2017</u>	<u>2018</u>	<u>% change</u>
Taxes	\$ 1,373,070	\$ 1,432,289	4.31%
Licenses & Permits	4,672	4,818	3.13%
Federal Government	-	-	N/A
State Government	416,936	408,598	-2.00%
Local Contributions	-	-	N/A
Charges for Services	72,224	89,282	23.62%
Fines & Forfeitures	4,800	7,489	56.02%
Interest & Rents	51,123	50,251	-1.71%
Other Revenues	821,346	815,643	-0.69%
Total Revenues	\$ 2,744,171	\$ 2,808,370	2.34%

3. Revenue sources per capita - compared to the prior year



4. Historical trends of individual sources



Commentary:

For more information on our unit's finances, contact Michael Silverman, City Manager at 989-673-7671.