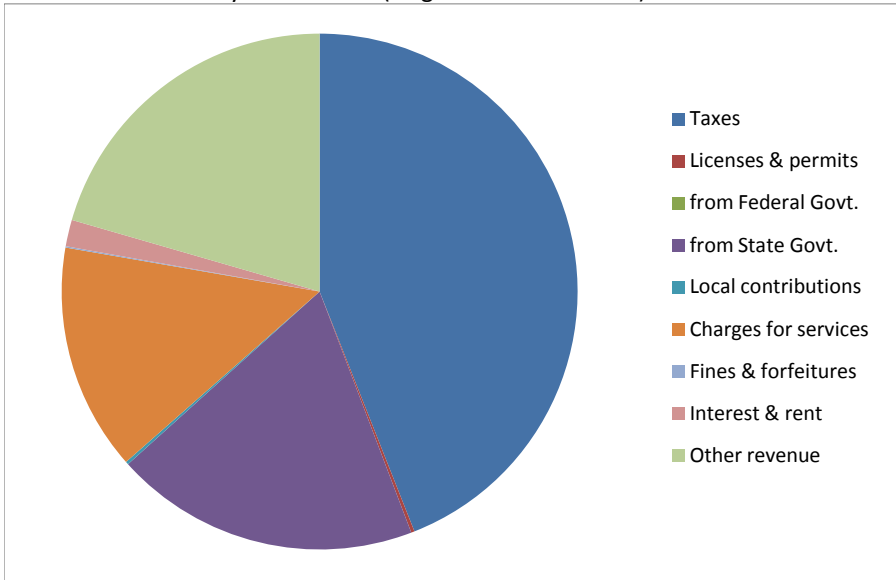


CITIZENS' GUIDE TO LOCAL UNIT FINANCES - Caro City - Tuscola

REVENUES

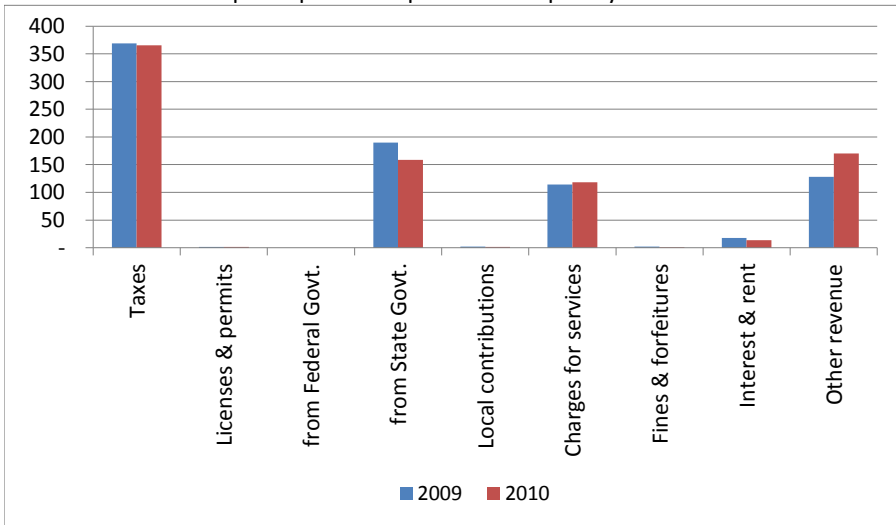
1. Where our money comes from (all governmental funds)



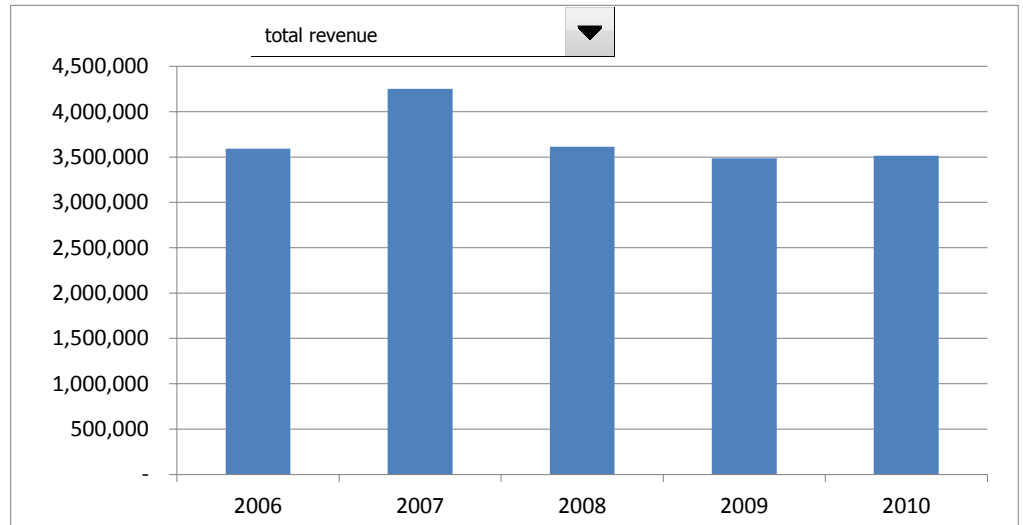
2. Compared to the prior year

	2009	2010	% change
Taxes	\$ 1,559,645	\$ 1,546,328	-1%
Licenses & permits	6,200	7,348	19%
from Federal Govt.	-	-	n/a
from State Govt.	803,220	671,574	-16%
Local contributions	8,904	6,494	-27%
Charges for services	482,681	499,646	4%
Fines & forfeitures	8,086	2,938	(1)
Interest & rent	74,655	58,448	(0)
Other revenue	542,644	721,071	33%
Total	\$ 3,486,035	\$ 3,513,847	1%

3. Revenue sources per capita - compared to the prior year



4. Historical trends of individual sources

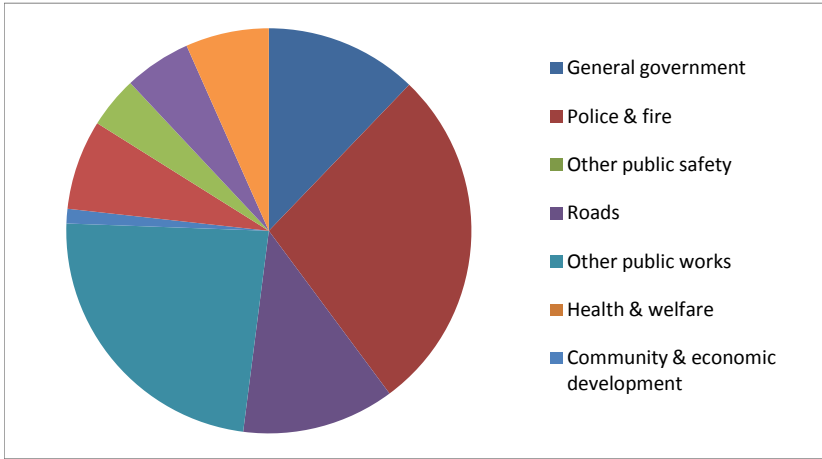


Commentary:

CITIZENS' GUIDE TO LOCAL UNIT FINANCES - Caro City - Tuscola

EXPENDITURES

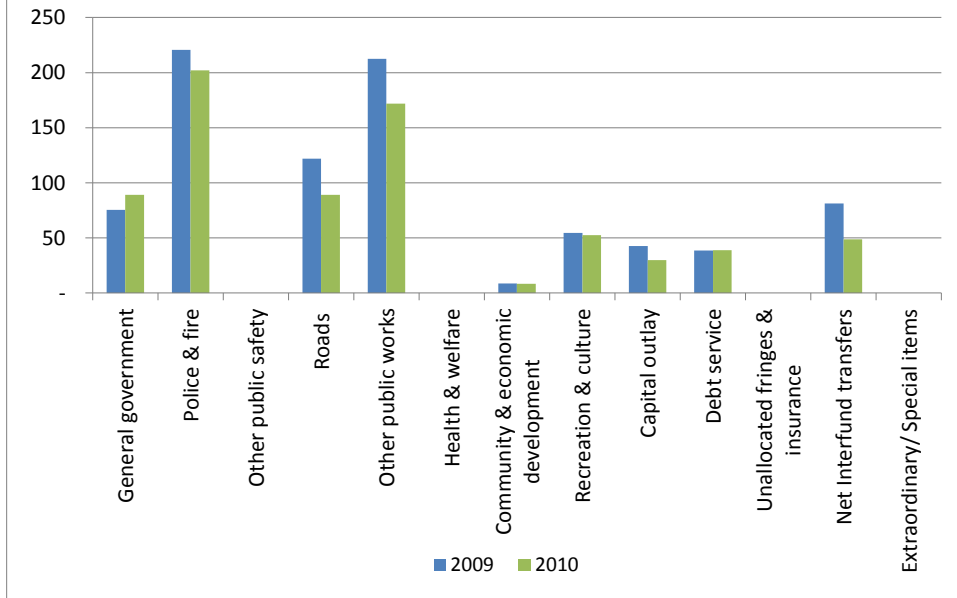
1. Where we spend our money (all governmental funds)



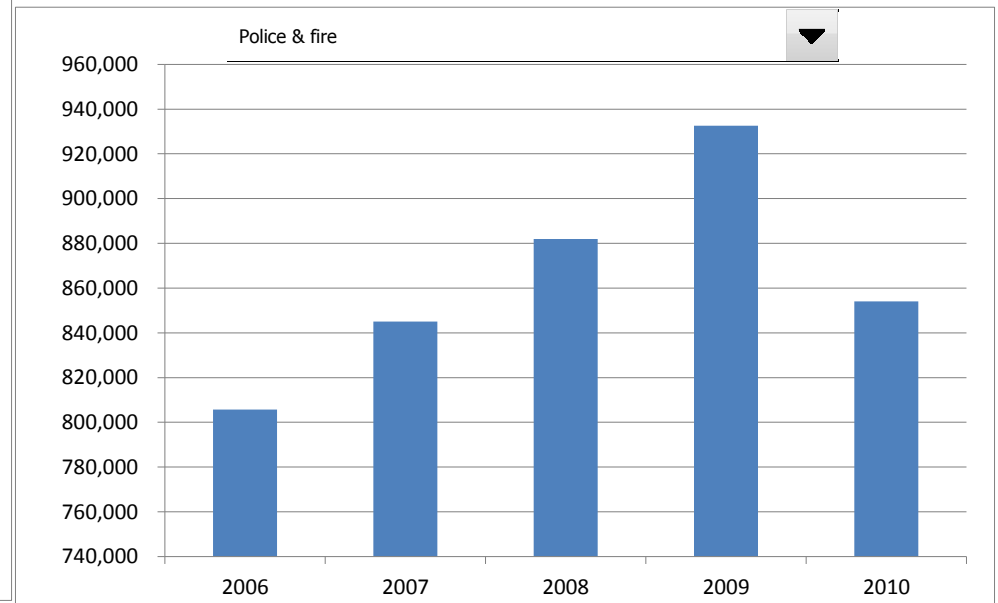
2. Compared to the prior year

	2009	2010	% change
General government	\$ 319,382	\$ 376,166	18%
Police & fire	932,551	854,049	-8%
Other public safety	-	-	n/a
Roads	515,842	376,194	-27%
Other public works	898,198	727,239	-19%
Health & welfare	-	-	n/a
Community & economic developr	36,924	35,878	-3%
Recreation & culture	230,700	221,505	-4%
Capital outlay	180,787	126,650	-30%
Debt service	163,404	164,543	1%
Unallocated fringes & insurance	-	-	n/a
Net Interfund transfers	343,045	205,497	-40%
total expenditures	\$ 3,620,833	\$ 3,087,721	-15%

3. Spending per capita - compared to the prior year



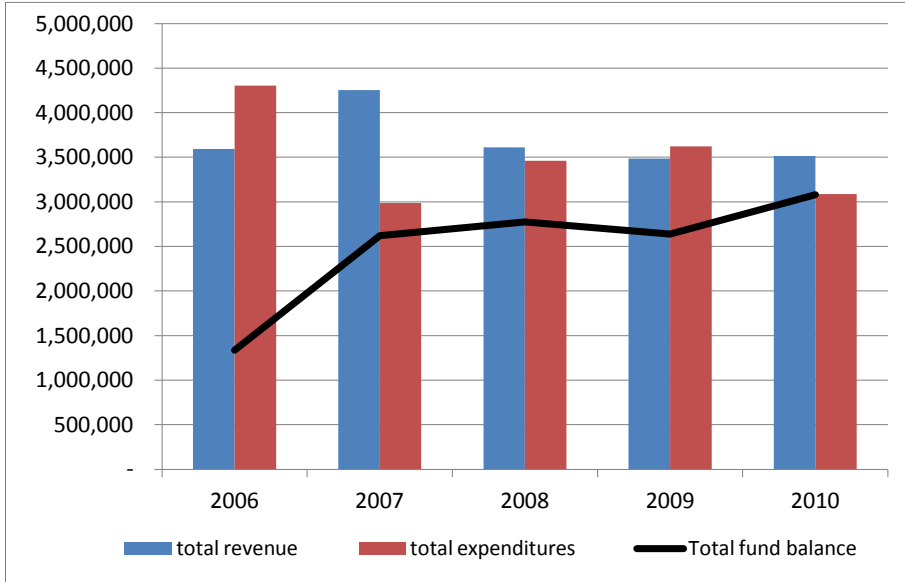
4. Historical trends of individual departments:



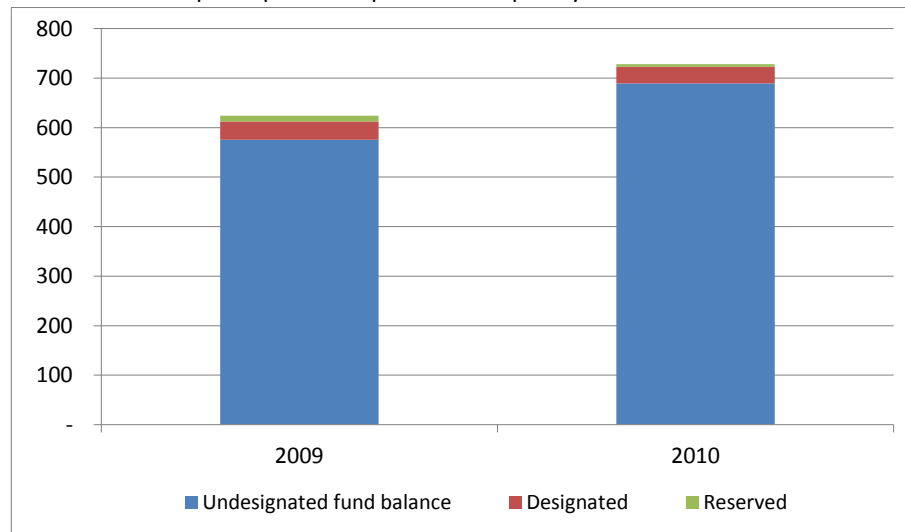
Commentary:

CITIZENS' GUIDE TO LOCAL UNIT FINANCES - Caro City - Tuscola

1. How have we managed our governmental fund resources (fund balance)?



3. Fund balance per capita - compared to the prior year

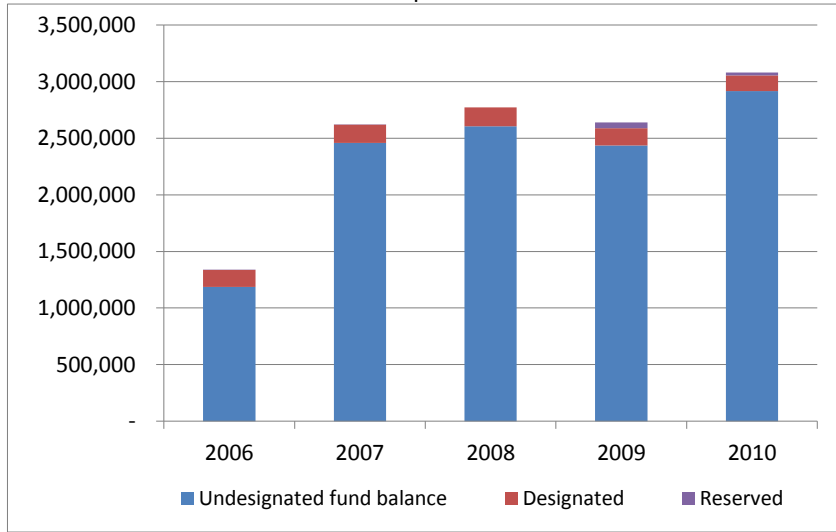


FINANCIAL POSITION

2. Compared to the prior year

	2009	2010	% change
Revenue	3,486,035	3,513,847	1%
Expenditures	3,620,833	3,087,721	-15%
Surplus (shortfall)	(134,798)	426,126	-416%
Fund balance, by component:			
Reserved	50,000	24,000	-52%
Designated	154,227	139,807	-9%
Undesignated	2,435,412	2,916,508	20%
total fund balance	2,639,639	3,080,315	17%

4. Historical trends of individual components

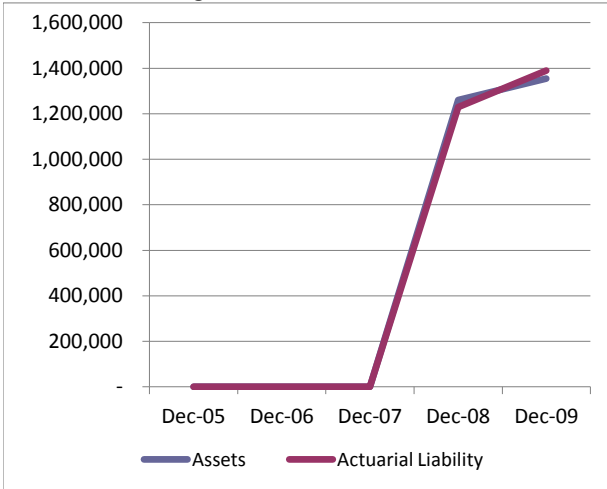


Commentary:

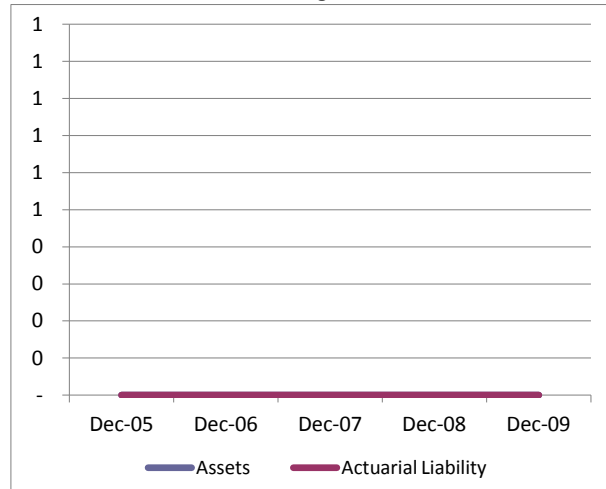
CITIZENS' GUIDE TO LOCAL UNIT FINANCES - Caro City - Tuscola

OTHER LONG TERM OBLIGATIONS

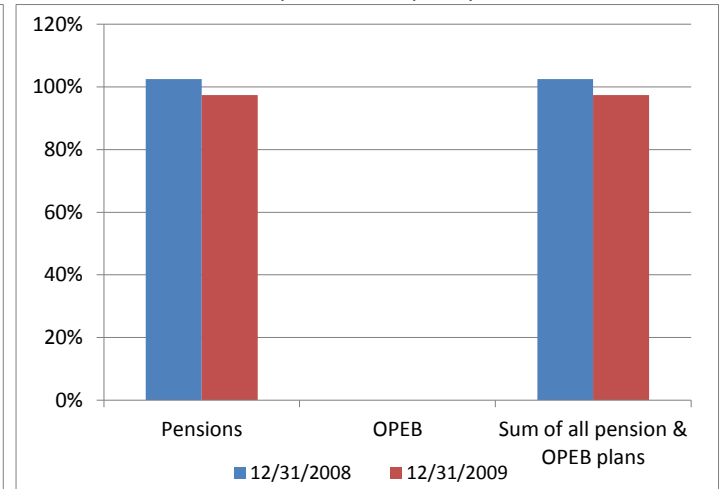
1. Pension funding status



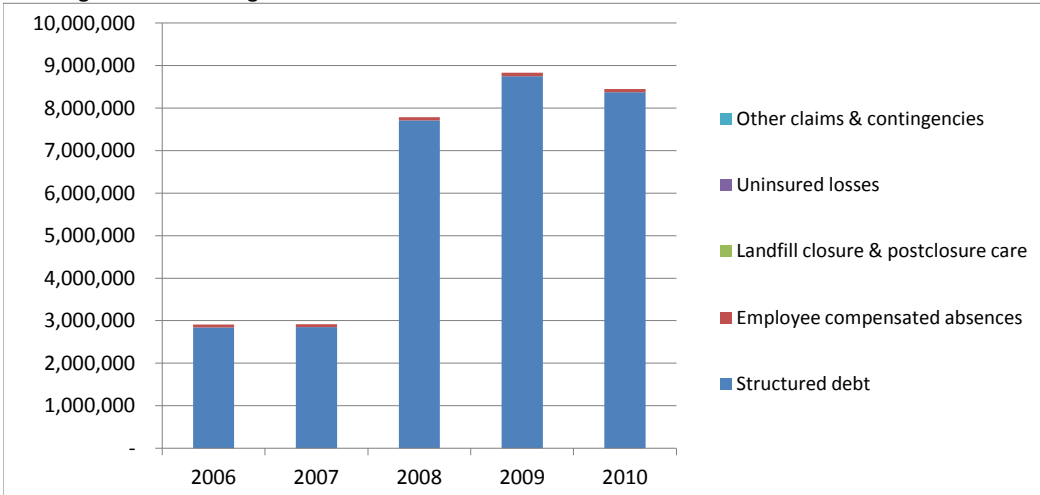
2. Retiree Health care funding status



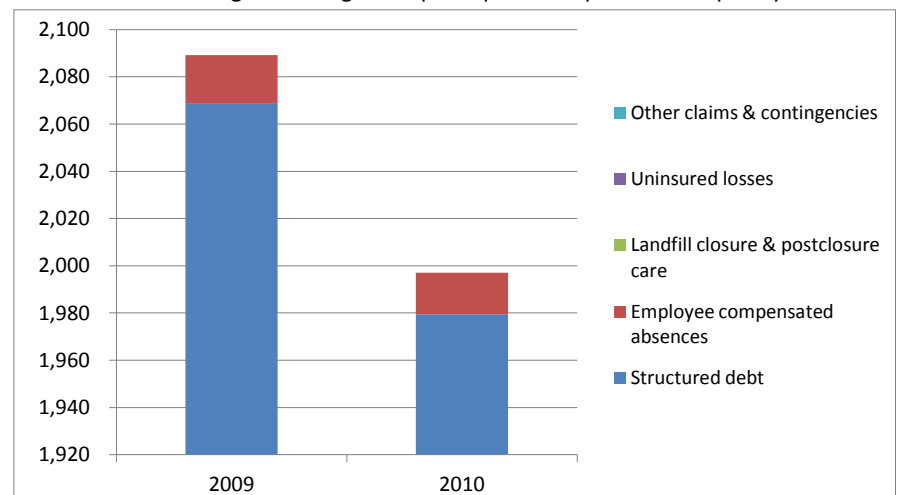
3. Percent funded - compared to the prior year



4. Long Term Debt obligations:



5. Debt & other long term obligations per capita - compared to the prior year



Commentary: